

# WORKFORCE PLANNING HAMILTON

## Youth in Hamilton

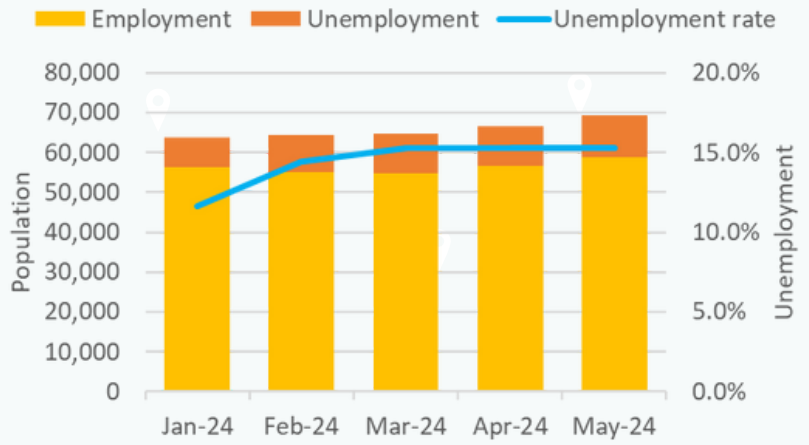
This infographic looks at the Youth (15-30) population in the Summer in Hamilton using data from the Labour Force Survey and WPH's Job Board.



### POPULATION

Persons aged 15-24 made up 16% (110,700) of the total Hamilton CMA population as of April 2024.

Source: Statistics Canada. [Table 14-10-0378-01](#)



### YOUTH EMPLOYMENT

More youths (15-24) in the Hamilton CMA were in employment, as the youth unemployment rate levelled out at 15.3% through March to May.

Source: Statistics Canada. [Table 14-10-0378-01](#)

### SOCIAL AND COMMUNITY SERVICE WORKERS, 34

INDUSTRIAL PAINTERS, 20

TEACHING ASSISTANTS, 15

REC LEADERS, 10


HOUSEKEEPERS, 6

**44%** of job postings for summer student positions came from the Educational and Social Services sector.

### SUMMER JOBS

From April to May 2024, there were 154 job postings looking to hire for summer positions. From this the most in-demand job were Social and Community Service Workers.

Source: Workforce Planning Hamilton. [Job Board](#).



### EMPLOYERS

The top employer looking to hire summer student positions was McMaster University.

Source: Workforce Planning Hamilton. [Job Board](#).

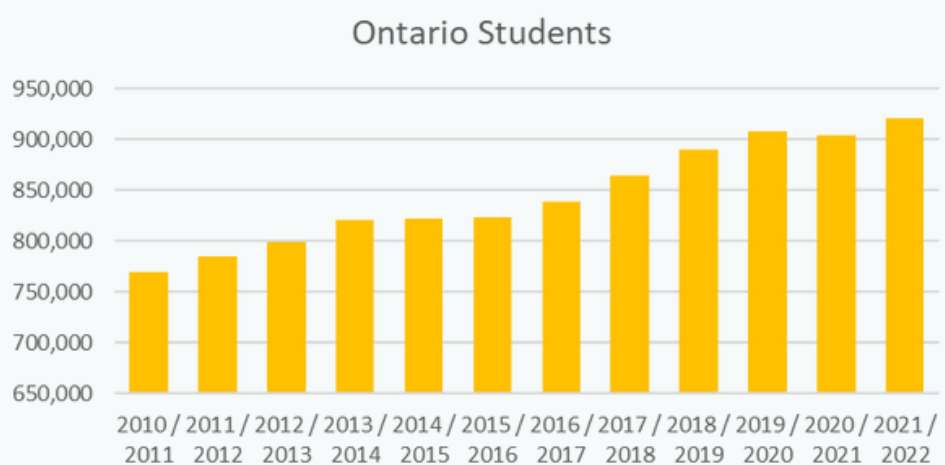


Support was the top skill among job postings that were looking to hire for \*student jobs.

\*includes student jobs, intern jobs, and apprenticeship jobs.

Source: Workforce Planning Hamilton. [Job Board](#).

Unemployment Rate	
AB	19.4%
NFL	17.5%
PEI	16.9%
NS	15.8%
SK	15.5%
MB	13.4%
ON	13.2%
BC	8.8%
QC	8%
NB	7.8%



### STUDENTS IN CANADA

Post-secondary students in Ontario have been steadily increasing, with over 900K students enrolled in 2021-2022. Unemployment among students (15-30) was the 4th lowest across Canada, at 13.2%, slightly higher than the national average of 12%.

Source: Statistics Canada. [Table 14-10-0021-01](#) and [37-10-0018-01](#)

