



Monthly Snapshot

October 2022

Workforce Planning Hamilton
November 4th, 2022



Topics

- 01** Major Economic Developments
- 02** Employment and Unemployment
- 03** Visible Minorities
- 04** Hamilton Youth Statistics
- 05** Industries in Ontario
- 06** Hamilton Job Report

Executive Summary

WPH's monthly snapshots offer insight into the **latest labour market trends** for each month. The reports highlight economic trends and employment statistics for Ontario and the Hamilton region. Data are primarily sourced from Statistics Canada and seasonally adjusted data are used (when available) to maintain accuracy with short-term seasonal trends in labour force characteristics.

What's Covered in October's Report

This report covers the economic trends that occurred in October 2022. This report focuses on 6 main topics: 1) major economic developments in Canada; 2) changes in employment within Ontario and Hamilton; 3) labour force characteristics of visible minorities; 4) Hamilton youth statistics; 5) industry-specific changes; and 6) in-demand jobs in the Hamilton region.

Main Highlights

- Inflation continues to decrease in Canada - decreasing to **6.9%** in October 2022.
- In-flow of **Economic Immigrants** into Canada bodes well with assisting Canada's ageing workforce.
- Slight **increases** in the unemployment rate for Hamilton and Ontario.
- **Wholesale and Retail Trade** continues to see employment losses into October 2022.

Workforce Planning Hamilton is a leader in local workforce development, providing evidence-based analysis and engaging a broad range of labour market stakeholders. For more information visit our website at www.workforceplanninghamilton.ca

Major Economic Developments



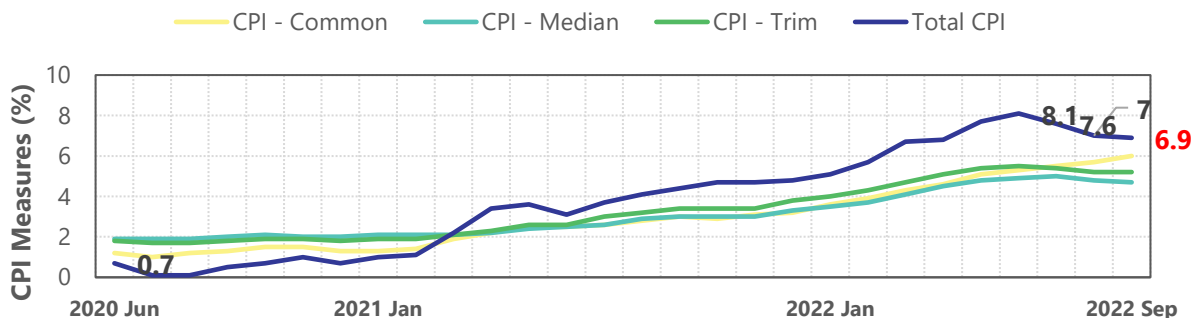
Photo by Ray Love



Tracking Canada's CPI

On October 26th, the Bank of Canada adjusted the target for the overnight rate from 3.25% to **3.75%**. CPI inflation has decreased from 8.1% to 6.9% as of September 2022. This decline was primarily attributed to declines in **gasoline prices**. However, Canada's economy continues to feel the pinch of a tight labour market as labour shortages across the **services sector** persists.

Figure 1. CPI Measures, Sep 2022 Canada



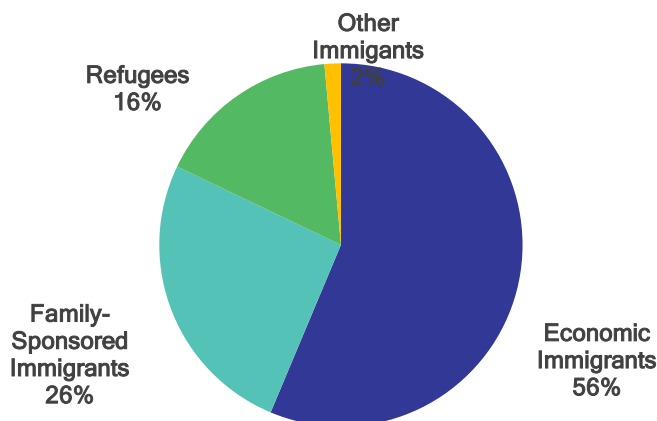
Source: Bank of Canada, CPI Measures Sep 2022



In-Flow of Economic Immigrants to Canada

From the 2021 Census of Population, Canada welcomed a total of 1,328,240 newcomers between 2016 to 2021. 748,120 (56%) were **Economic Immigrants**. Economic Immigrants refer to those that were selected on the basis of their ability to contribute to Canada's economy through meeting **labour market needs**. With majority of newcomers being Economic Immigrants in 2021, some labour shortages could be addressed with the influx of prime working age newcomers.

Figure 2. Newcomer Profile, by Admission Category, Canada 2021



Source: Statistics Canada, 2021 Census of Population

Employment and Unemployment

Employment Rate (ER)

As defined by Statistics Canada, the employment rate is the number of employed persons expressed as a percentage of the population aged 15+.

Participation Rate (PR)

The participation rate is the total labour force expressed as a percentage of the population aged 15+.

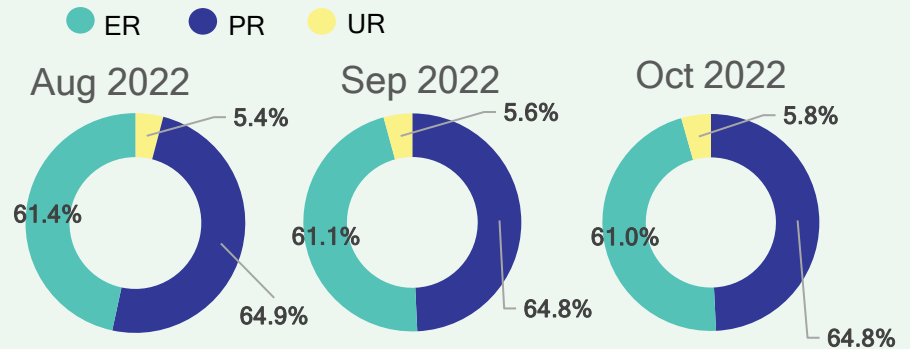
Unemployment Rate (UR)

The unemployment rate is the number of unemployed persons expressed as a percentage of the labour force.

Definitions are sourced from Statistic Canada's guide to the Labour Force Survey, 2014 edition.

Ontario

Figure 3. Employment Rates for Ontario, Aug-Oct 2022

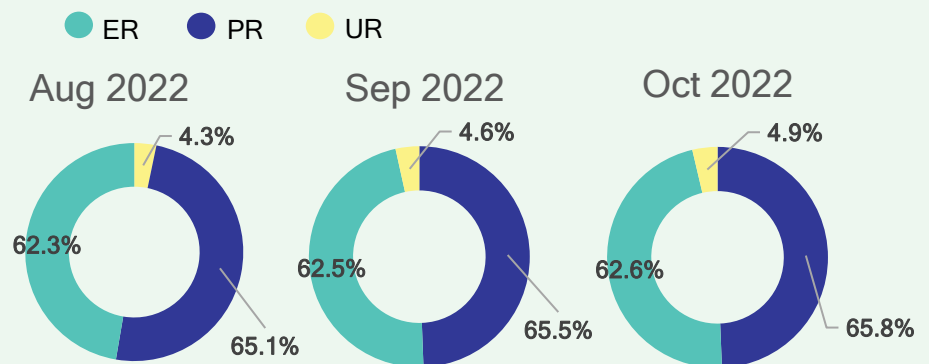


Source: Statistics Canada, Labour Force Survey November 2022

In Canada, the unemployment rate remained steady at **5.2%** in October 2022. However, for Ontario, the unemployment rate increased by **0.2%** to **5.8%**. With this said, both the participation and employment rates remained relatively consistent since last month.

Hamilton

Figure 4. Employment Rates for Hamilton, Aug-Oct 2022



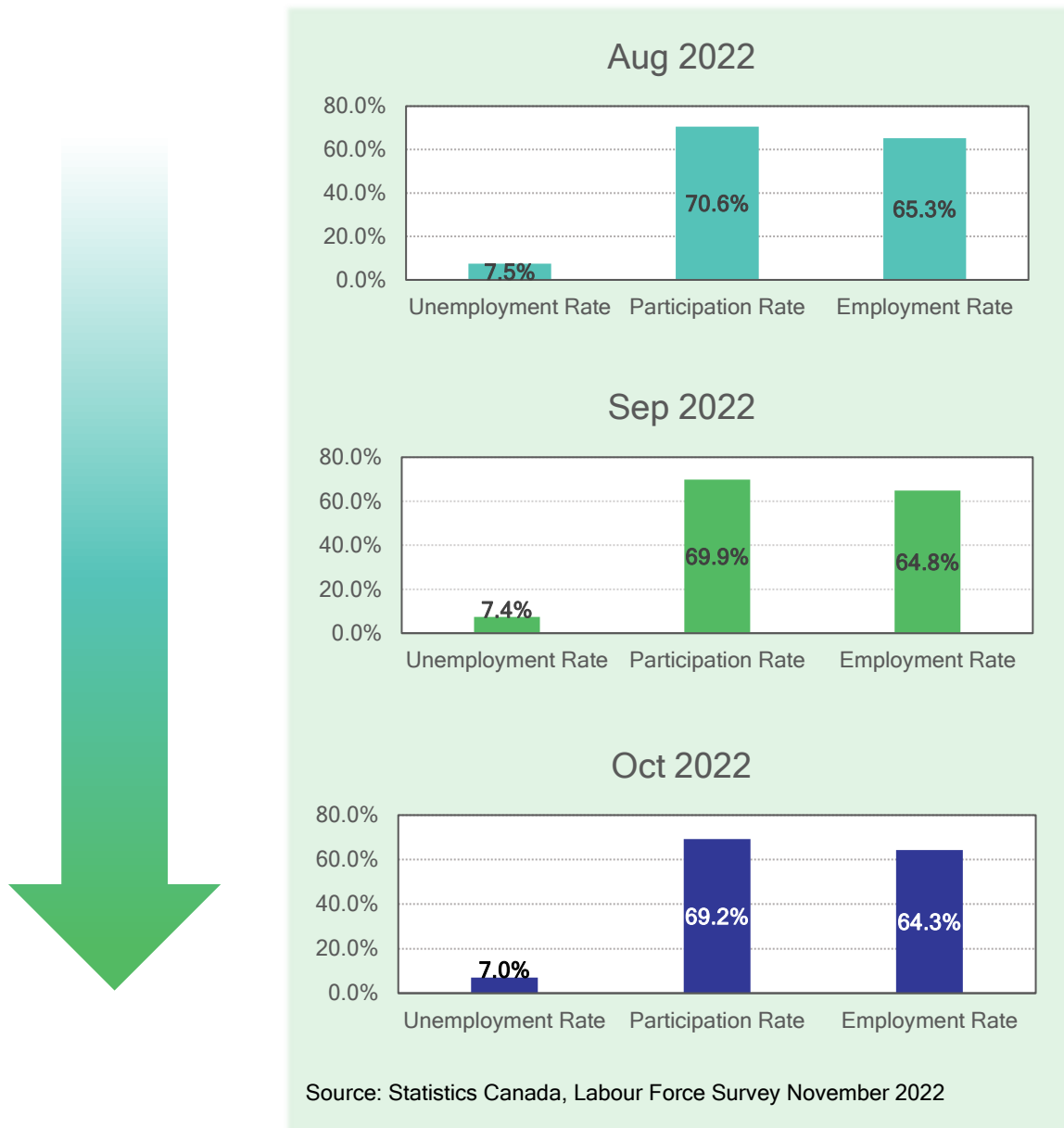
Source: Statistics Canada, Labour Force Survey November 2022

In Hamilton, the unemployment rate increased by **0.3%** to **4.9%** in October 2022. Both - the employment and participation rate - increased as well in October. The employment rate increased by only **0.1%** and the participation rate increased by **0.3%**.

Visible Minorities

Labour Force Characteristics of Visible Minorities in Ontario

Figure 5. Employment Rates, Visible Minorities, Aug-Oct 2022



From August 2022 to October 2022, the total visible minority unemployment rate decreased from **7.5% to 7%** (-0.5%) in Ontario. The participation rate decreased from August to **69.2%** (-0.7%) in October. Likewise, the employment rate decreased slightly from 64.8% in August to **64.3%** in October (-0.5%).

Compared to the overall visible minority unemployment rate of 6.3%, the visible minority unemployment rate in Ontario was slightly higher (+0.7%). With this said, Ontario has been following the trend of a decreasing unemployment rate for the visible minority population seen in Canada (from 6.9% in August to 6.7% to 6.3% in October).

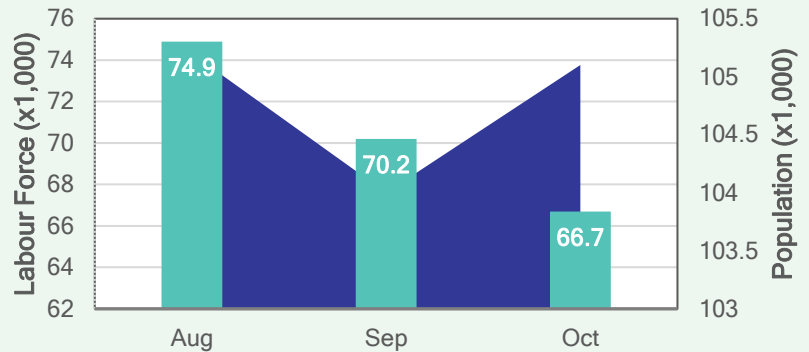
Hamilton Youth Statistics

Youth Population and Labour Force

Figure 6. Youth Labour Force (15-24 years, thousands), Aug-Oct 2022

■ Youth Population ■ Youth LF

This data looks at those 15-24 years old. Youth that either have a job or business are known as **employed youth**. Youth that are without work, available for work, or actively seeking work are known as **unemployed youth**. Together, employed and unemployed youth constitute the **youth labour force (LF)**.

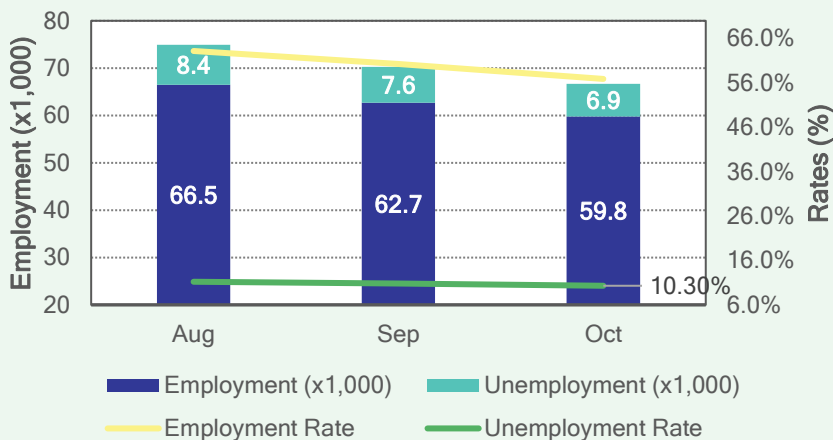


Source: Statistics Canada, Labour Force Survey November 2022

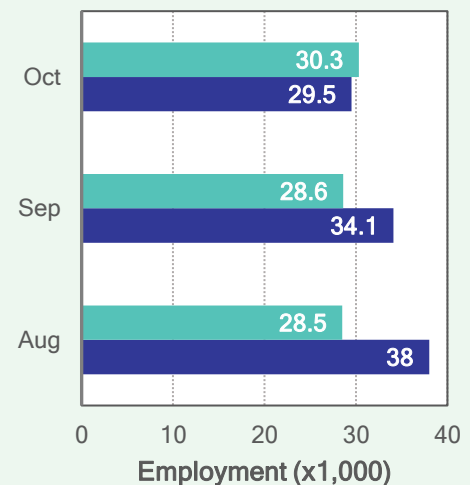
In October 2022, the youth population increased slightly to **105,100 (+1,100)**. The youth labour force has continued to decrease since September, to **66,700 (-3,500)** in October. By gender, there were slightly more male youth in the labour force compared to female youth. (34,000 vs. 32,700). Likewise, the male youth population totaled 55,000 compared to a female youth population of 50,100.

Youth Employment, Hamilton 2022

Figure 7-8. Youth Employment (15-24 years, thousands), Aug-Oct 2022



■ Part-Time ■ Full-Time



Source: Statistics Canada, Labour Force Survey November 2022

In October 2022, both - the employed youth population and unemployed youth population - declined for Hamilton. The employed youth population decreased by **2,900**. Similarly, the unemployed youth population decreased by **700**. The youth unemployment rate decreased from September to October by **0.5%** to 10.30%. However, this decrease was predominantly due to youth exiting out of the labour force as the labour force decreased by 3,500 in October as well.

For full-time vs part-time work, both were comparable from each other in October. However, full-time work has decreased in October compared to September by **4,600** youth.

Industries in Ontario



Top 5 Growing Industries in Ontario

Figure 9. Growth by Industry, Sep to Oct 2022

Industry	M/M Change	% Change
Accommodation and Food Services	+12,900	+3%
Professional, Scientific and Technical Services	+11,700	+1%
Educational Services	+9,100	+2%
Other Services (Except Public Administration)	+8,100	+3%
Public Administration	+7,300	+2%

Source: Statistics Canada, Labour Force Survey November 2022

Similar to September, October's top growing industries included **Accommodation and Food Services** (1st), Educational Services (3rd) and Other Services (Except Public Administration) (4th).

Professional, Scientific and Technical Services (2nd) saw declines in employment in September but has recovered employment with 11,700 new workers.

Similarly, Public Administration saw declines in employment in September but was ranked 5th top growing industry in October with 7,300 new workers.

Top 5 Declining Industries in Ontario

Figure 10. Decline by Industry, Sep to Oct 2022

Industry	M/M Change	% Change
Wholesale and Retail Trade	-12,200	-1%
Information, Culture and Recreation	-8,400	-3%
Construction	-3,800	-1%
Finance, Insurance, Real Estate, Rental and Leasing	-3,600	-1%

Source: Statistics Canada, Labour Force Survey November 2022

Wholesale and Retail Trade continues to suffer employment losses into October 2022, with a decline in employment of 12,200 workers. Having ranked 3rd in September's top declining industries, it ranked 1st for October.

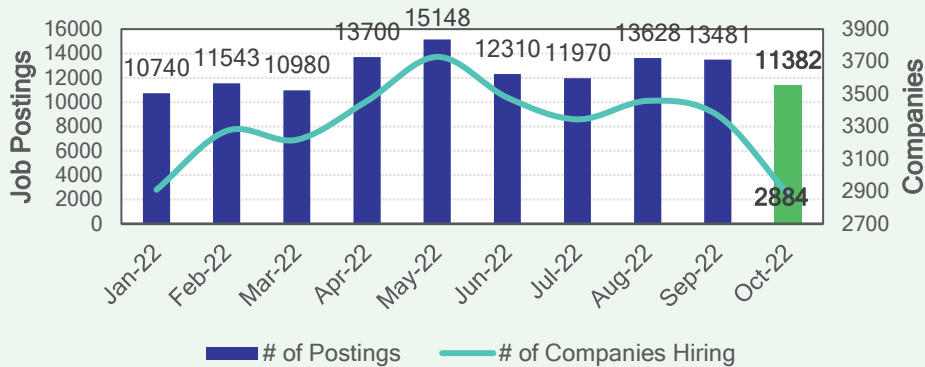
Other top declining industries in October included Information and Recreation (2nd), Construction (3rd); and Finance and Real Estate (4th). There were only four declining industries in October, with most industries experiencing employment gains.

Hamilton Job Report

Source: WPH'S Job Demand Report, October 2022

Job Postings for October 2022

Figure 11. Total Postings and Companies Hiring, Oct 2022, Hamilton



WPH'S *Job Demand Reports* capture monthly data on job postings from job boards and employer websites that recruit candidates in the Hamilton region.

In October, the number of job postings from WPH's Job board totaled **11,382**, a decline of **15.5%** from September's total. The number of companies hiring also declined by **14.4%** from last month.

Top 5 Employers in Hamilton

The **top employer** in Hamilton for October was **McMaster University** with 574 job postings. Following was the Hamilton Health Sciences with 455 job postings.

The top 5 employers in the Hamilton region remained consistent in October compared to last months top employers.

Figure 12. Top 5 Employers, Oct 2022, Hamilton

Employer	Postings Count
McMaster University	574
Hamilton Health Sciences	455
St. Joseph Healthcare	296
City of Hamilton	144
Adzuna	126

Top 5 In-Demand Jobs

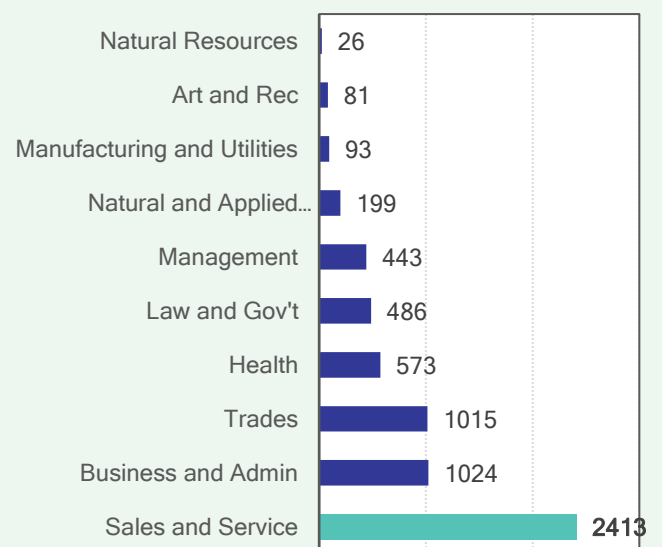
Figure 13. Top 5 In-Demand Jobs, Oct 2022, Hamilton

NOC	Job Title
6421	Retail Salespersons
7452	Material Handlers
6322	Cooks
	Other Customer and Information Services
6552	Representatives
	Food Counter Attendants, Kitchen Helpers and
6711	Related Support Occupations

The **top in-demand job** for October 2022 were **Retail Salespersons (6421)**. Following were Material Handlers (7452).

In October, **4** out of the 5 top in-demand occupations were in the Sales and Services [6] - with Material Handlers in the Trades [7]. Occupations within the **Sales and Service** continue to dominant as the most in-demand in 2022.

Figure 14. In-Demand Occupations, Oct 2022, Hamilton



Workforce Planning Hamilton

Business, Labour & Community: Planning for Prosperity

Since 1997 Workforce Planning Hamilton has provided planning, partnerships and projects that highlight local labour market trends and support workforce development.

WPH is a member of Workforce Planning Ontario, a network of 26 labour market planning areas across Ontario.

Our evidence-based approach relies on key industry sector and demographic data combined with local intelligence from employers and other local partners to develop a strategic vision for Hamilton.

Log on to WPH's [website](#) and you will:

Discover our community [Projects and Partners](#) that promote labour force development.

Learn about local labour market trends, opportunities, and priorities in our [Publications](#).

Connect to [Links](#) on training, employment, and labour market information.



Workforce Planning Hamilton

Planification de main d'oeuvre de Hamilton

1 Young St #201

Hamilton, Ontario, L8N 1T8

Telephone: 905-521-5777

Fax: 905-521-9309

Email: info@workforceplanninghamilton.ca

Website: www.workforceplanninghamilton.ca



Canada 

Ontario 